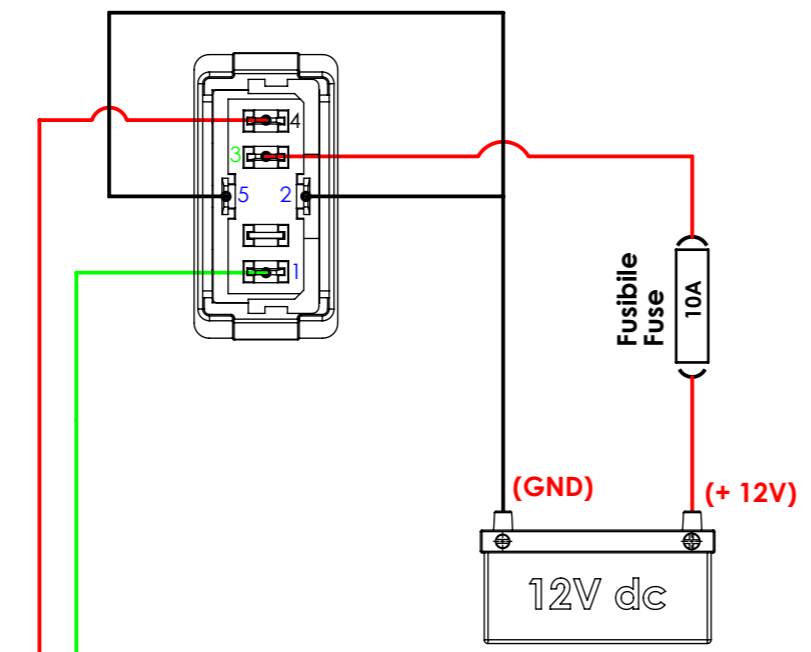
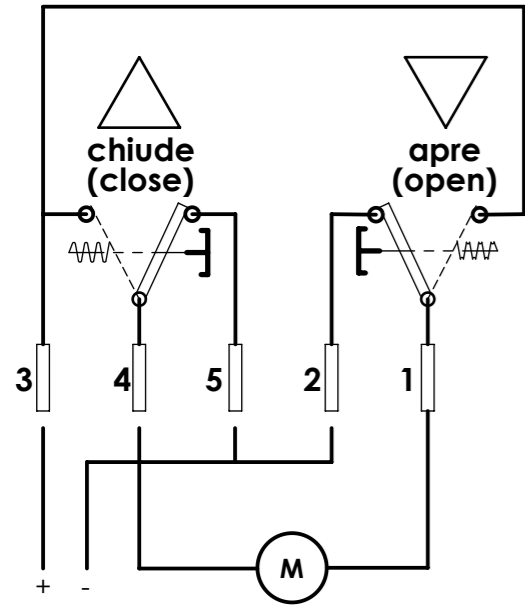
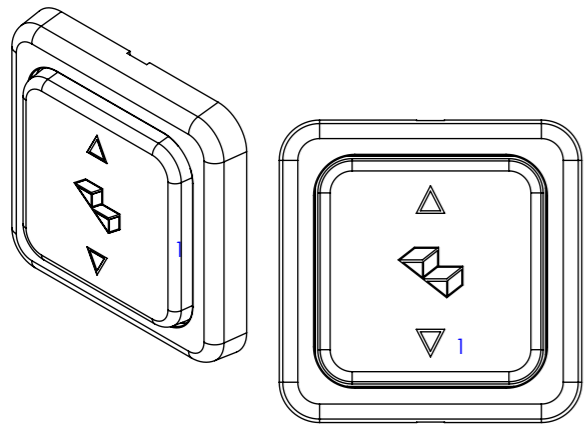
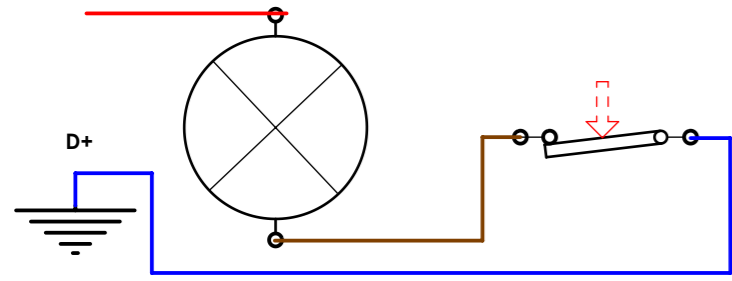


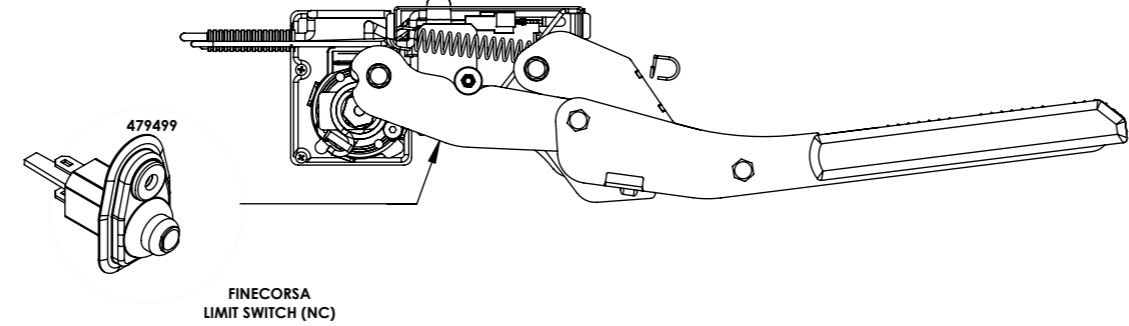
479503



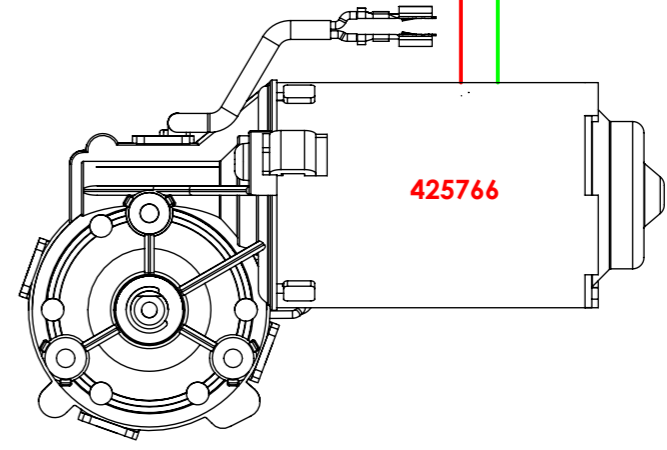
Motore Engine



GRADINO APERTO: Spia accesa quando il veicolo viene messo in moto  
STEP OPEN: WARNING LIGHT ON WHEN TURN THE VEHICLE ON



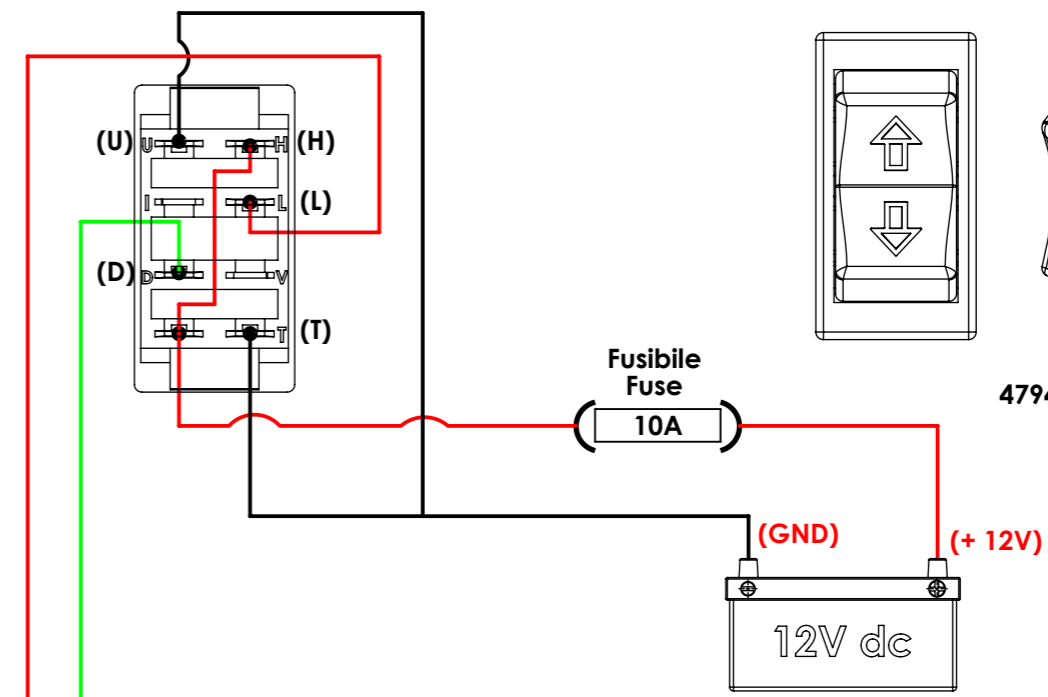
FINECORSA LIMIT SWITCH (NC)



425766

Schema di collegamento esterno al dispositivo (a cura del cliente)

External wiring diagram to the device (implemented by the customer)



NOTA: - Lo schema è valido solo se si utilizza l'interruttore art. 080-10004 (2020330763)  
NOTE: - Diagram is valid only when the switch 080-10004 (2020330763) is mounted

Rev. <b>01</b>	01 00	14/04/2022 Aggiunte informazioni in lingua inglese e aggiornato il cartiglio 01/03/2017 RILASCIATO	Rev. by: N. PEZZATI P2K	Approval: M. MARAGLIULO P2K
----------------	----------	---	----------------------------	--------------------------------

ID: <b>2020338436</b>	Descrizione ITA: Schema di collegamento gradino	Material / Materiale:	Spare ID / Cod Ricambio:	Ext. ID / Codice esterno:
	Description ENG: Step connection diagram	Finish / Trattamento:	Search ID / Cod. ricerca: 060-501003-IT	Note / Nota:

<b>LIPPERT</b>	Weight / Massa [kg]:	Doc. State / Stato Disegno: IN_MODIFICA	General tolerances / Tolleranze generali UNI EN 22768-mK / DIN ISO-2768-mK	mm	Scale/Scala: 1:1 Size/Formato: A3 Sheet/Foglio: 1/1
----------------	----------------------	---	---	----	---